



GENERAL OBLIGATION BOND TOWN HALL MEETING

SEPTEMBER 9, 2014

MIAMI SPRINGS SENIOR HIGH SCHOOL



OVERVIEW OF GOB PROJECTS FUNDED IN YEARS 1 THROUGH 3




21st Century Schools GO Bond Projects Years 1 & 2

147 Year 1 & Year 2 Projects Underway

Year 1 (68 Projects, including 1 advanced)		Year 2 (79 Projects)	
55	in construction	54	under \$1M have been assigned to new SBE/MBE architects and contractors
13	in bidding, plan review/permitting or design	9	with values between \$1M and \$2M have been assigned to A/EPC and contractors
		16	over \$2M are at different stages

Total GOB Expenditures of \$57.2M through 8/20/14



21st Century Schools GO Bond Projects Year 3


54 Projects

7 Under \$2M in pre-design, fall 2014

47 Over \$2M in A/E contractor selection,
1st quarter 2015

Additional Projects in Progress

107 Smaller accelerated projects
(playgrounds, portable removal,
roofing, air conditioning)



21st Century Schools GO Bond Projects Calendar Year-end Projection


Summary

All 68 Year 1 projects in construction

Year 2 projects in design or construction

**All 107 accelerated projects completed or in
construction**

**(Note: as of August 2014, 42 were completed, 26 were in
construction and the balance were in design or bidding)**



WORK IN PROGRESS – A SAMPLING



Playground Improvements

Treasure Island Elementary



W.J. Bryan Elementary

Playground Improvements



Bowman Foster Ashe/Doolin K-8



Virginia A. Boone/Highland Oaks Elementary



Playground Improvements



Caribbean Elementary



F.C. Martin K-8



Neva King Cooper Educational Center



Portable Removal and Field Restoration

Meadowlane Elementary



Dr. Robert B. Ingram Elementary



Portable Removal and Field Restoration

Miami Springs Senior



Miami Coral Park Senior



Roofing, Painting, Site Improvements

Miami Springs Senior




Jan Mann Opportunity School



Auburndale Elementary



Miami Lakes Educational Center

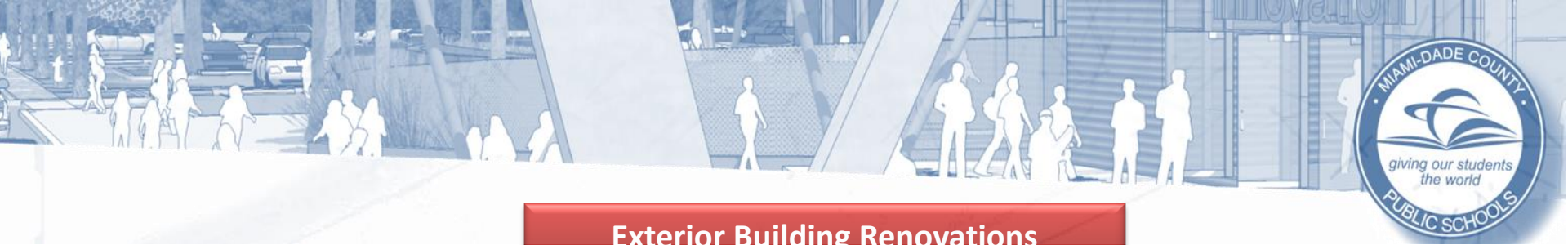


Exterior Building Renovations



Gertrude Edelman/Sabal Palm Elementary





Exterior Building Renovations

Key Biscayne K-8





Interior Building Renovations



Miami Lakes Educational Center






Restroom Renovations



Interior Building Renovations

Shenandoah Elementary

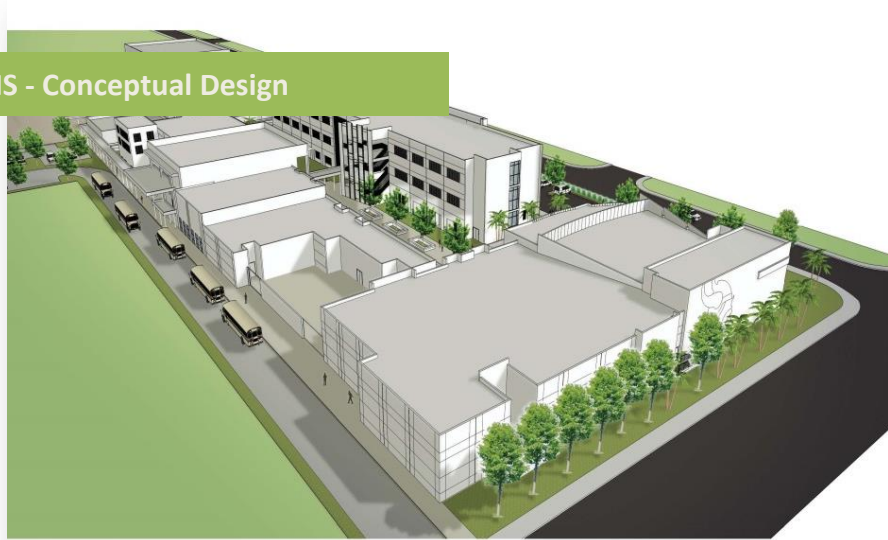




MAST 6-12 Grade Facility - Conceptual Design


New Construction

Miami Norland SHS - Conceptual Design





DISTRICT 5 PROJECT UPDATE



District 5 - Project Listing, Funding and Status

SCHOOLS - DISTRICT 5 (SORTED BY YEAR FUNDED)	2012-13	2013-14	2014-15	2015-16	2016-17	GOB PROJECT STATUS
Hialeah Elementary School	\$2,420,346					IN BIDDING
Kinloch Park Elementary School	\$2,538,315					IN CONSTRUCTION
South Hialeah Elementary School	\$1,056,771					IN CONSTRUCTION INCLUDING INSTALLATION OF NEW PLAYGROUND SURFACE
Doral Middle School (John I Smith K-8)		\$272,429				DESIGN
E.W.F. Stirrup Elementary School		\$1,293,945				SCOPING; ARCHITECT AND CONTRACTOR ASSIGNED
Eugenia B. Thomas K-8 Center		\$324,651				IN DESIGN
George T. Baker Aviation		\$656,762				SCOPING; ARCHITECT AND CONTRACTOR ASSIGNED
John I. Smith K-8 Center		\$509,723				SCOPING; ARCHITECT AND CONTRACTOR ASSIGNED
Kensington Park Elementary School		\$965,733				IN DESIGN
Kinloch Park Middle School		\$7,700,415				IN A/E AND CONTRACTOR SELECTION AND NEGOTIATION
Miami Springs Elementary School		\$1,546,857				IN DESIGN
Paul W. Bell Middle School		\$406,339				IN DESIGN
Charles R. Hadley Elementary School			\$3,377,656			COMMISSIONING OF ARCHITECT AND CONTRACTOR PROJECTED IN SPRING OF 2015; INSTALLATION OF CHILLER AND COMPRESSOR ADVANCED AND IN PROGRESS; INSTALLATION OF PLAYGROUNDS ACCELERATED
Henry M. Flagler Elementary School			\$3,500,688			COMMISSIONING OF ARCHITECT AND CONTRACTOR PROJECTED IN SPRING OF 2015
Miami Springs Middle School			\$5,355,144			COMMISSIONING OF ARCHITECT AND CONTRACTOR PROJECTED IN SPRING OF 2015
New K-8 @ NW 90 Street and 114 Avenue			\$11,641,500	\$1,000,000		COMMISSIONING OF ARCHITECT AND CONTRACTOR PROJECTED IN SPRING OF 2015
Springview Elementary School			\$4,005,370			COMMISSIONING OF ARCHITECT AND CONTRACTOR PROJECTED IN SPRING OF 2015
Doral Middle School (convert to SHS)				\$3,000,000		PLANNING; INSTALLATION OF NEW PLAYGROUND SURFACE COMPLETED
Miami Springs Senior High				\$12,964,496		PLANNING; PORTABLE REMOVAL AND FIELD RESTORATION, EXTERIOR PAINTING AND SECURITY CAMERA INSTALLATION ADVANCED AND ALREADY COMPLETED OR IN PROGRESS
James H. Bright/J.W. Johnson Elementary					\$8,758,748	PLANNING
Marjory Stoneman Douglas Elementary School					\$3,661,972	PLANNING; INSTALLATION OF PLAYGROUND AND CHILLER REPLACEMENT (AT PLC) ACCELERATED
Ruben Dario Middle School					\$5,037,963	PLANNING; PORTABLE REMOVAL ACCELERATED AND COMPLETED



District 5 – Year 1 Project Data



HIALEAH ELEMENTARY SCHOOL
550 EAST 8TH STREET
HIALEAH, FL 33010
SCHOOL BOARD MEMBER DISTRICT 5
CENTRAL REGION

Proposed Project Scope: replace windows; replace air conditioning system; replace ceiling and lighting; install new security cameras; replace serving line in cafeteria; paint exterior as needed; remove portables; install new classroom technology.

Architect: Silva Architects, LLC
SBE/MBE and M/WBE Certified

Contractor: GEC Associates, Inc.

Delivery Method: CM @Risk Miscellaneous

Project Budget: \$2,420,346

Program Manager: PARSONS BRINCKERHOFF, INC.

STATUS: CONSTRUCTION



District 5 – Year 1 Project Data



KINLOCH PARK ELEMENTARY SCHOOL
4275 NW 1 STREET
MIAMI, FL 33126
SCHOOL BOARD MEMBER DISTRICT 5
CENTRAL REGION

Proposed Project Scope: repair windows in selected areas; replace restroom infrastructure including ADA compliance as needed; install security system; upgrade CCTV infrastructure; upgrade flooring and lighting in selected areas; paint exterior and interior as needed; install new classroom technology.

Architect:	URS Corporation Southern
Contractor:	Veitia Padron, Inc.
Delivery Method:	CM @Risk Miscellaneous
Project Budget:	\$2,538,315
Program Manager:	PARSONS BRINCKERHOFF, INC.

STATUS: CONSTRUCTION



District 5 – Year 1 Project Data



SOUTH HIALEAH ELEMENTARY SCHOOL

265 E 5 STREET
HIALEAH, FL 33010

**SCHOOL BOARD MEMBER DISTRICT 5
CENTRAL REGION**


Proposed Project Scope: replace roof in selected areas; replace air conditioning in buildings 2 and 4; replace plumbing fixtures in restrooms; upgrade electrical system; replace domestic water and sanitary sewer systems; install new covered walkway in selected area; install new playground surface; install new classroom technology

Architect:	Silva Architects, Inc. <i>SBE/MBE and M/WBE Certified</i>
Contractor:	GEC Associates, Inc.
Delivery Method:	CM @Risk Miscellaneous
Project Budget:	\$1,056,771
Program Manager:	PARSONS BRINCKERHOFF, INC.

STATUS: CONSTRUCTION



District 5 – Year 2 Project Data



**DORAL MIDDLE (MLC FOR JOHN I. SMITH K-8)
SCHOOL BOARD MEMBER DISTRICT 5
CENTRAL REGION**

Proposed Project Scope: install site drainage; HVAC enhancements; PA system enhancements; new classroom technology.

Architect:	Schindler Architects <i>MBE Certified</i>
Contractor:	D2 Construction, Inc. <i>MBE Certified</i>
Delivery Method:	CM @Risk Miscellaneous
Project Budget:	\$272,429
Program Manager:	PARSONS BRINCKERHOFF, INC.
Status:	Design



District 5 – Year 2 Project Data




**E.W.F. STIRRUP ELEMENTARY
SCHOOL BOARD MEMBER DISTRICT 5
CENTRAL REGION**

Proposed Project Scope; site, play court and playground improvements; covered walkway installation; HVAC system improvements including energy management system upgrades; select electrical, plumbing and electrical improvements; PA system replacement; security camera system improvements; exterior and interior painting; new classroom technology.

Architect:	Martin A.D. Yabor & Associates, Inc. <i>SBE Certified</i>
Contractor:	Lego Construction Co. <i>SBE Certified</i>
Delivery Method:	CM @Risk Miscellaneous
Project Budget:	\$1,293,945
Program Manager:	PARSONS BRINCKERHOFF, INC.
Status:	Design



District 5 – Year 2 Project Data




**EUGENIA B. THOMAS K-8 CENTER
SCHOOL BOARD MEMBER DISTRICT 5
CENTRAL REGION**

Proposed Project Scope: new playground surface; PA system upgrade; exterior repairs and painting; interior painting; new classroom technology.

Architect:	Martin A.D. Yabor & Associates, Inc. <i>SBE Certified</i>
Contractor:	Lego Construction Co. <i>SBE Certified</i>
Delivery Method:	CM @Risk Miscellaneous
Project Budget:	\$324,651
Program Manager:	PARSONS BRINCKERHOFF, INC.
Status:	Design



District 5 – Year 2 Project Data




**GEORGE T. BAKER AVIATION
SCHOOL BOARD MEMBER DISTRICT 5
CENTRAL REGION**

Proposed Project Scope: site improvements; window repair/replacement; HVAC system enhancements; electrical upgrades; lighting upgrades; PA system upgrade; exterior painting; portable demolition; new classroom technology.

Architect:	Ferguson Glasgow Schuster Soto, Inc. <i>SBE Certified</i>
Contractor:	JCI International, Inc. <i>SBE Certified</i>
Delivery Method:	CM @Risk Miscellaneous
Project Budget:	\$656,762
Program Manager:	PARSONS BRINCKERHOFF, INC.
Status:	Design



District 5 – Year 2 Project Data




JOHN I. SMITH K-8 CENTER SCHOOL BOARD MEMBER DISTRICT 5 CENTRAL REGION

Proposed Project Scope: playground surface improvements; HVAC improvements; painting; new classroom technology.

Architect:	Martin A.D. Yabor & Associates, Inc. <i>SBE Certified</i>
Contractor:	Lego Construction Co. <i>SBE Certified</i>
Delivery Method:	CM @Risk Miscellaneous
Project Budget:	\$509,723
Program Manager:	PARSONS BRINCKERHOFF, INC.
Status:	Design



District 5 – Year 2 Project Data



KENSINGTON PARK ELEMENTARY SCHOOL BOARD MEMBER DISTRICT 5 CENTRAL REGION

Proposed Project Scope: playground surface replacement; restroom renovations and plumbing improvements; security alarm system improvements; HVAC system upgrades; exterior painting; new classroom technology.

Architect:	United Architects, Inc. <i>SBE Certified</i>
Contractor:	Stonehenge Construction, Inc. <i>SBE Certified</i>
Delivery Method:	CM @Risk Miscellaneous
Project Budget:	\$965,733
Program Manager:	PARSONS BRINCKERHOFF, INC.
Status:	Design



District 5 – Year 2 Project Data




KINLOCH PARK MIDDLE SCHOOL BOARD MEMBER DISTRICT 5 CENTRAL REGION

Proposed Project Scope: fire alarm repair/replacement; PA replacement; covered walkway; selective fence replacement; play area resurfacing; roofing replacement; selective water pipe replacement; exterior paint; complete HVAC system replacement; security camera enhancements; restroom renovations and plumbing upgrades; selective window replacement; auditorium acoustical wall and carpet replacement; selective ceiling/flooring replacement; lighting replacement; new classroom technology.

Architect:	UNDER A/E SELECTION AND NEGOTIATION
Contractor:	TBD
Delivery Method:	CM @Risk Miscellaneous
Project Budget:	\$ \$7,700,415
Program Manager:	PARSONS BRINCKERHOFF, INC.
Status:	A/E SELECTION AND NEGOTIATION



District 5 – Year 2 Project Data




**MIAMI SPRINGS ELEMENTARY
SCHOOL BOARD MEMBER DISTRICT 5
CENTRAL REGION**

Proposed Project Scope: window and door replacement; playground improvements; HVAC improvements; electrical upgrades; exterior painting; portable demolition; new classroom technology.

Architect:	Rodriguez Architects, Inc. <i>SBE/MBE and M/WBE Certified</i>
Contractor:	T & G Constructors <i>M/WBE Certified</i>
Delivery Method:	CM @Risk Miscellaneous
Project Budget:	\$1,546,857
Program Manager:	PARSONS BRINCKERHOFF, INC.
Status:	Design



District 5 – Year 2 Project Data



**PAUL BELL MIDDLE
SCHOOL BOARD MEMBER DISTRICT 5
CENTRAL REGION**

Proposed Project Scope: select window replacement; flooring replacement in select areas; PA system enhancements; security camera system enhancements; new classroom technology.

Architect:	Gili-McGraw Architects, LLP <i>SBE Certified</i>
Contractor:	MAC Construction, Inc. <i>SBE Certified</i>
Delivery Method:	CM @Risk Miscellaneous
Project Budget:	\$ 406,339
Program Manager:	PARSONS BRINCKERHOFF, INC.
Status:	Design



District 5 – Year 2 Project Data


In sum:

- **9 projects in Year 2 with collective value of approximately \$13.6 million**
 - **1 project with construction value under \$200,000 has been assigned to Micro Business Enterprise (MBE) firms, both Architect and Contractor**
 - **6 projects with construction values between \$200,000 and \$1 million have been assigned to Small Business Enterprises (SBE), both Architects and Contractors**
 - **1 project with construction value between \$1 million and \$2 million has been assigned to continuing contract Architect and Contractor**
 - **1 project with construction value over \$2 million requires separate solicitations for architect and contractor**




District 5 – Year 3 Projects (FY 14-15)

- The GOB Program currently allocates approximately \$27.9 million in FY 14-15 [Year 3] to 5 large scale projects in District 5, ranging in value from \$3.3 million to \$11.6 million
- Four of the Year 3 projects consist mostly of major renovations, and the remaining one is a new K-8 to be built on Board-owned property located at NW 114 Avenue and NW 90 Street
- Year 3 projects are anticipated to be in design by late Spring/early Summer of next year



UPDATE ON LOCAL BUSINESS OPPORTUNITIES AND OUTREACH



Small Business Enterprise Initiatives

Procedural/Policy Updates

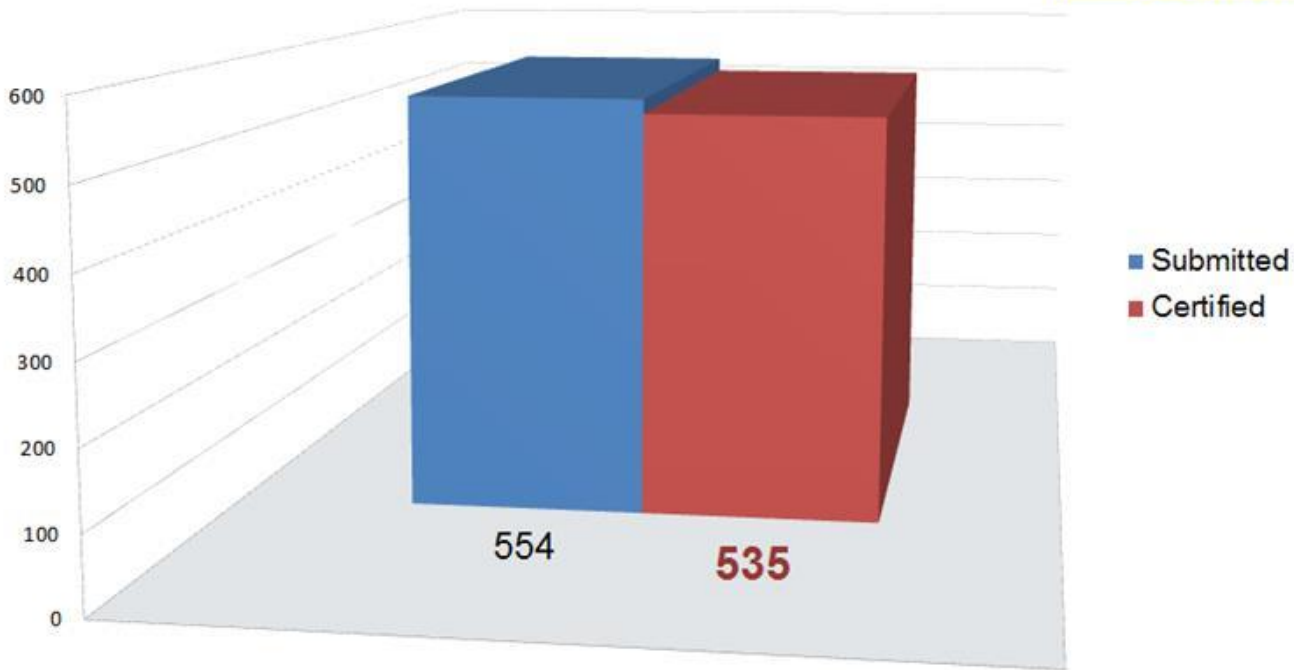
- **Revised School Board Policy 6320.02 increasing opportunities for more small businesses**
- **Drafted Small/Micro Business Enterprise Program Procedures Manual**




On-going Efforts to Certify SBE Firms

SBE CERTIFICATION CHART 2013/2014

Total SBE Certification Rate
96.57% ≈ 97%





Community Outreach Efforts

Since April 2013, the OEO has hosted and participated in various events (64 total) to engage, promote and mentor small and minority businesses.

The events have included:

10 *Radio, Television & Newspaper*

2 *Prequalification Events*

57 *Community Outreach Events*




Community Outreach Efforts

Media	Associations	Agencies
<ul style="list-style-type: none"> • Radio EKOL • Miami Times • Diario Las Americas • Haiti Journal • South FL Times • Daily Business Review • KOZE FANM Radio 	<ul style="list-style-type: none"> • Hialeah Chamber of Commerce • Spanish American League Against Discrimination • National Association of Women in Construction • Minority Chamber of Commerce • Miami-Dade Chamber of Commerce • Aventura Marketing Council • Doral Business Council • NAACP • Latin American Business Association • South Florida Minority Supplier Development Council • Haitian American Chamber of Commerce 	<ul style="list-style-type: none"> • U.S. Small Business Administration • Miami-Dade County • Miami-Dade College • Broward College • Broward County School Board • Palm Beach County School Board • Palm Beach State College • Miami-Dade Expressway Authority




UPDATE ON WIRELESS AND BYOD (BRING YOUR OWN DEVICE) INITIATIVE



Wireless Network

- **President Obama Broadband Initiative (ConnectEd) providing fast internet to schools and libraries is scheduled for completion in 2018**
- **February 2014 MDCPS met this goal with over**
 - **20,000 access points**
 - **45,000,000 square feet of space made ready for wireless in over 360 facilities**



How Do We Support 400,000 Connected Users?


- **Infrastructure upgrades:**
 - Increase transfer speed from 1 gigabit of information per second (GBPS) to 10 GBPS
 - Upgraded routers and switches **within** schools to accommodate the increased transfer speed
 - Increase speed **into the** schools with new and faster lines
- **What does this mean?**
 - One gigabit = 1 billion bits *per second of information*
 - District wireless speed = 10 billion bits per second of information is traveling through our district
 - We have fast internet



UPDATE ON TECHNOLOGY IMPROVEMENTS

Classroom Technology *UPDATE: January 2014*

Interactive Whiteboards and Projectors



February 2014

Installation begins



1st Quarter 2015

Installation completed



310 & 10,000


Schools & classrooms impacted

GOB Funds



Classroom Technology *UPDATE: Aug/Sept 2014*

Interactive Whiteboards and Projectors



February 2014

Installation begins

May 2014



1st Quarter 2015

Installation completed

August 2014 - nearly complete



310 & 10,000

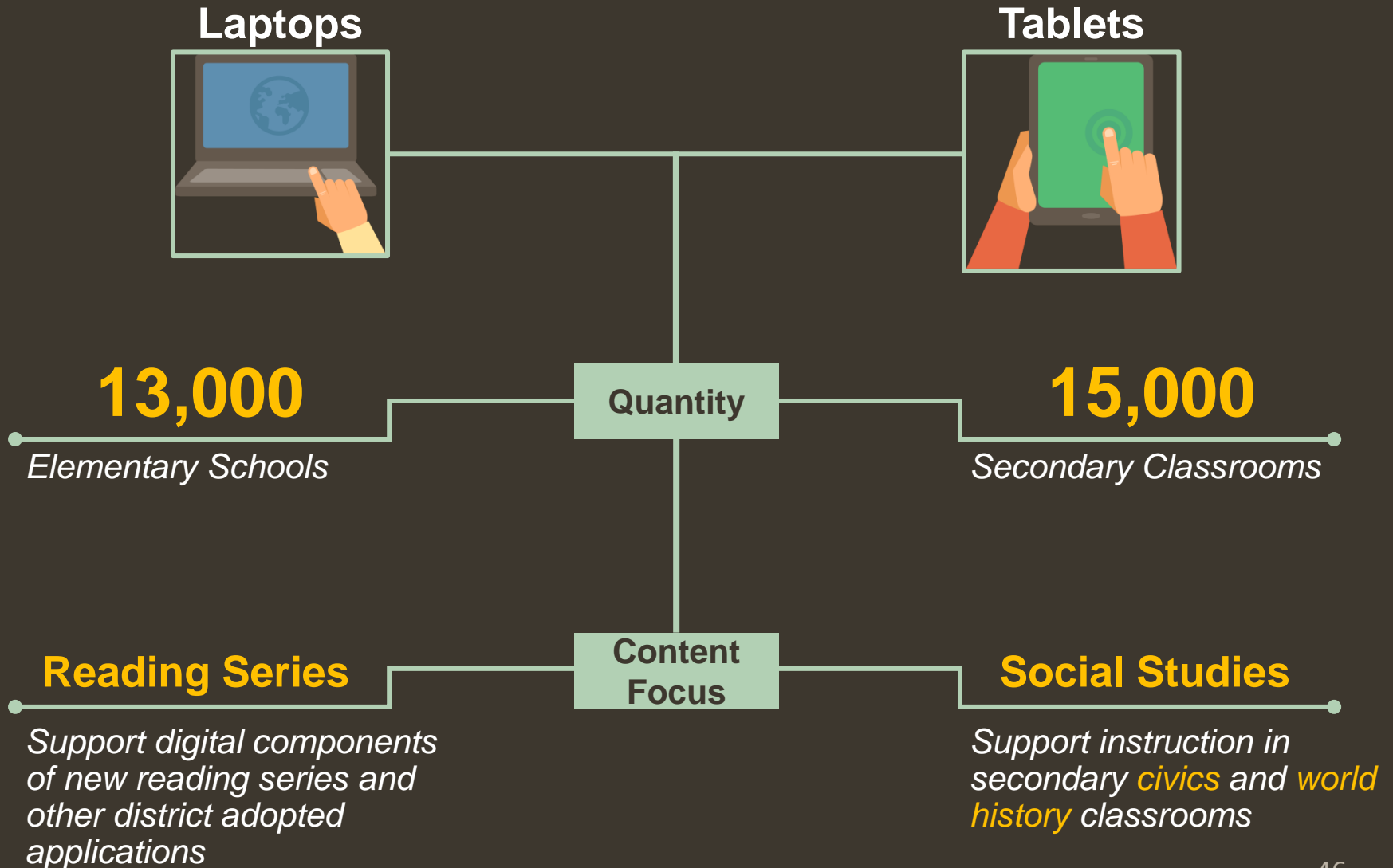
Schools & classrooms impacted

342 & 11,000

Schools & classrooms impacted

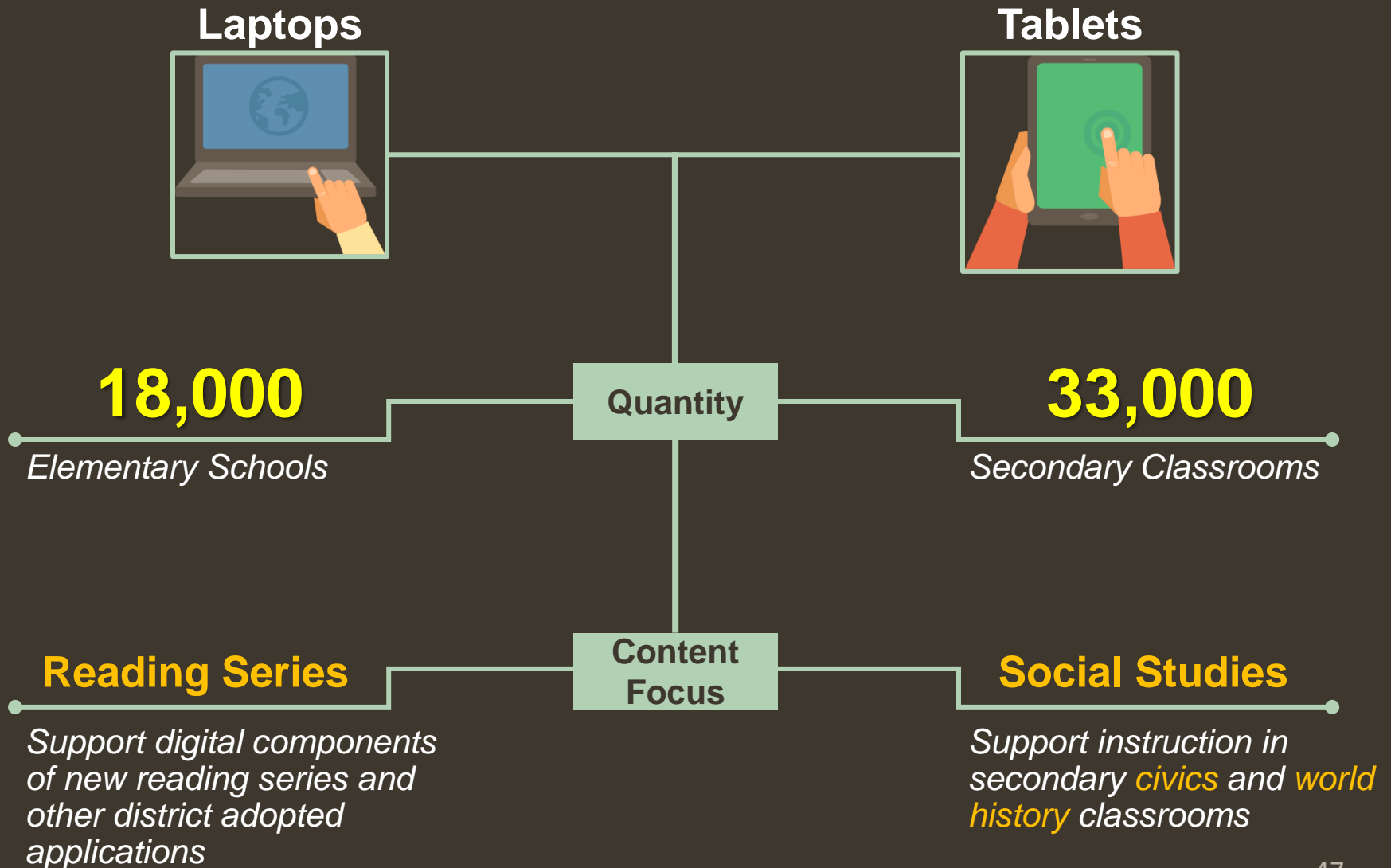
Mobile Device Initiative *Update: Phase 1 – April 2014*


Non GOB Funds - Bank of America Loan



Mobile Device Initiative *Update: Phases 1&2 – Aug/Sept 2014*

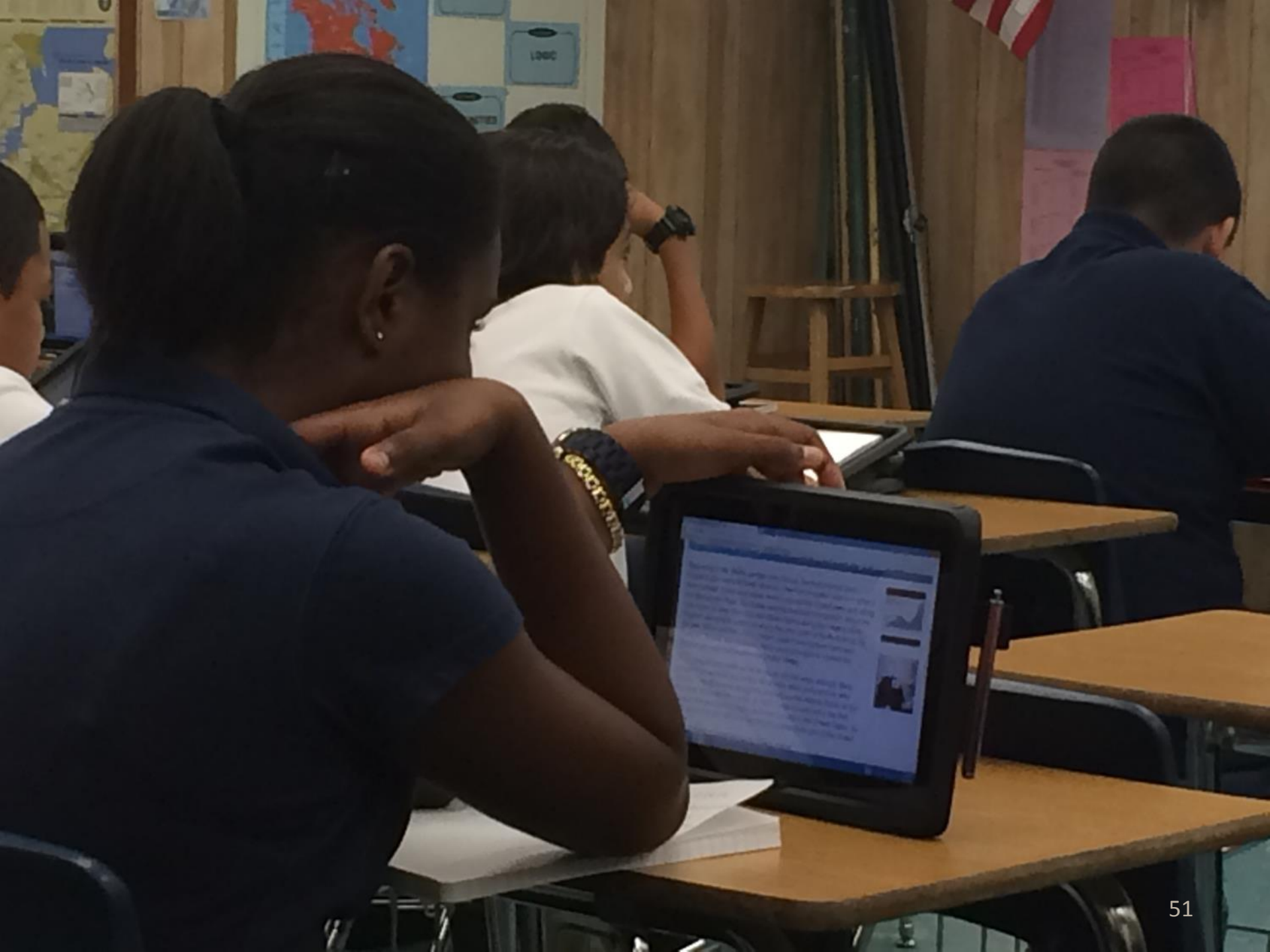
Non GOB Funds - Bank of America Loan

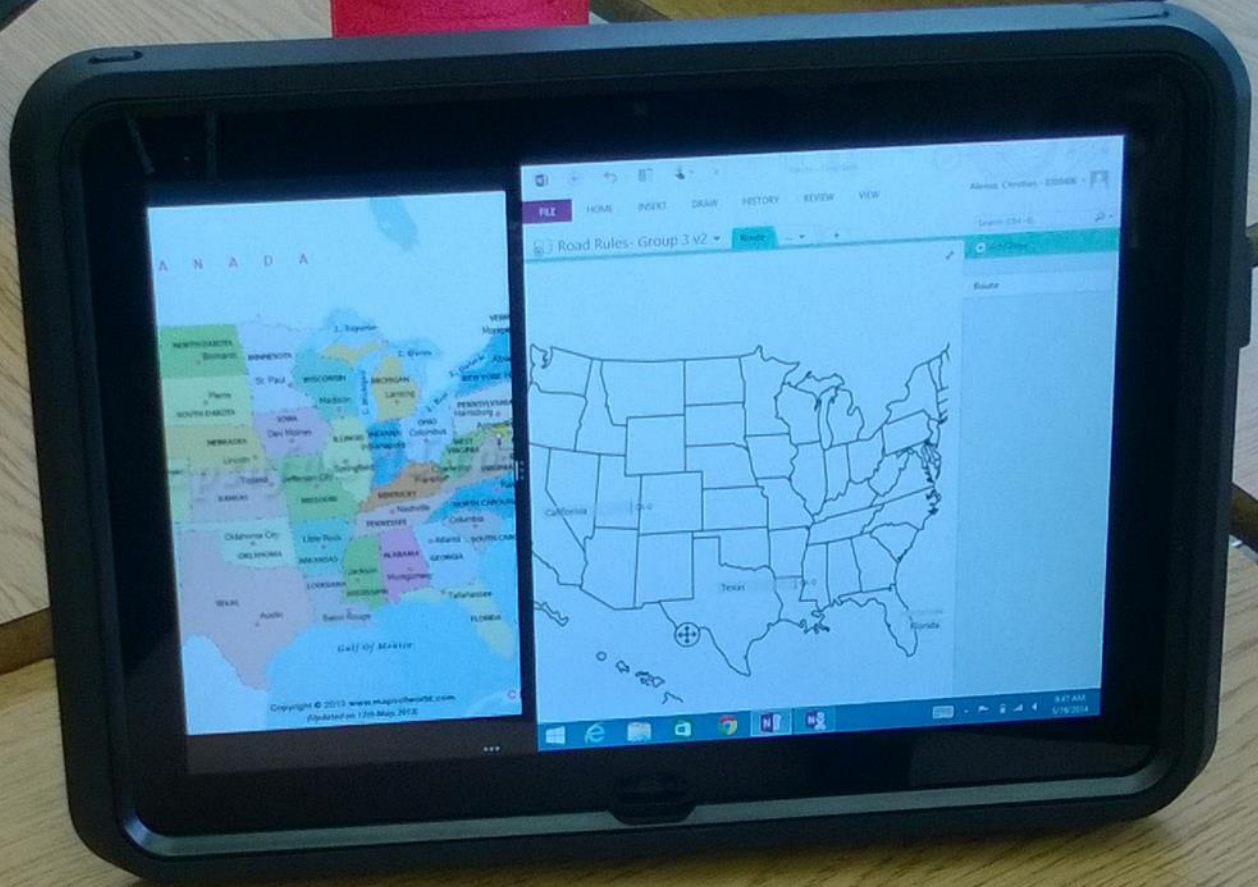














LESSON 1 Being an American

Essential Question: What are the characteristics that make up a culture?

Beginning in the 1600s, people from France, the Netherlands, and England set up colonies in North America. The French settled mainly in what is now Canada. Some also made farms around the Great Lakes and along the Mississippi River. The Dutch established New Amsterdam, which we now know as New York City, and settled farms along the Hudson River. English immigrants settled all along the east coast of North America. By the late 1600s and the 1700s, people started arriving from Germany, Sweden, Ireland, and Scotland. These early immigrants created the thirteen colonies that became the United States.


Some people who came to the Americas did not come willingly. Many people from western and central Africa were taken by force from their homelands. They were brought by ship across the Atlantic Ocean to the Americas and sold into slavery. In 1807, Congress passed a law that stopped the practice of bringing enslaved people to the United States. By then, some 500,000 Africans had arrived and become part of the United States.

From the 1800s to the 1850s, more than 5 million people came to the United States. Most of these new settlers came from Ireland and Germany. They were bringing family and friends with them. The discovery of gold in California in 1848 led many people from around the world to travel to that area in hopes of becoming rich. Thousands of these new immigrants came from China.

Between 1880 and 1890, another 10 million Europeans streamed into the country. Most of the new settlers in this period came from Denmark, Norway, and Sweden. Then a shift in immigration followed. Up until the 1880s, most European immigrants had come from northern and western Europe. From 1880 to 1920, though, a majority of immigrants came from southern and eastern Europe. In these years, about 22 million immigrants arrived from countries such as Italy, Greece, Poland, and Russia.

The year 1980 saw another change in the source of immigration. A larger share of immigrants than before came from Asia and Latin America. Today, more than half of all the people in the United States who were born in another country come from Latin America.

LESSON RESOURCES




The piñata, a colorful figure filled with treats, is a traditional treat associated with Mexico and other Latin American countries. At piñata celebrations, children have fun trying to break open the piñata with sticks. Use how different cultures celebrate holidays, and compare age in the United States.

CRITICAL

Identifying

That's right!



GENERAL OBLIGATION BOND TOWN HALL MEETING

Q&A

**SEPTEMBER 9, 2014
MIAMI SPRINGS SENIOR HIGH SCHOOL**